


Convocation 2023

By Appointment

June 27 and 28

9:00 am - 3:30 pm

Kildonan-East Collegiate



Before the Day

Cap and Gown Pick Up:

- Pick up your cap and gown on either **Thursday, June 22nd from 10 AM to 3 PM** or **Friday, June 23rd from 9Am to 3 PM** in the Open Area.
- The cap is yours to keep. Make sure to **write your name in your cap** so you don't lose it when you do your cap toss!
- Take the extra time before your convocation day to take pictures in your cap and gown with whomever you wish.
- There will be a little bit of time inside the school to do a photo shoot on the day of your convocation.
- Make sure to take care of the gown and return it in **good condition** at the end your convocation appointment.

GUESTS:

- You can bring up to **8** people with you to your convocation.
- Let them know your start time, and to be on time.
- Your group should enter the building together.

APPOINTMENT TIMES:

- Try to come 5-10 minutes before your appointment time.
- If you are more than 20 minutes late, you will not be able to cross the stage with your group and will need to wait with your guests until the next appointment time.

5-10 minutes
before your
appointment time:

- If you are driving, park in the student parking lot.
- Come to the student parking lot doors.
- A greeter will be there to usher you in.
- Have your entire group with you.





Come on in!

On the other side of these doors (the student parking lot doors) you are going to check your outfit.

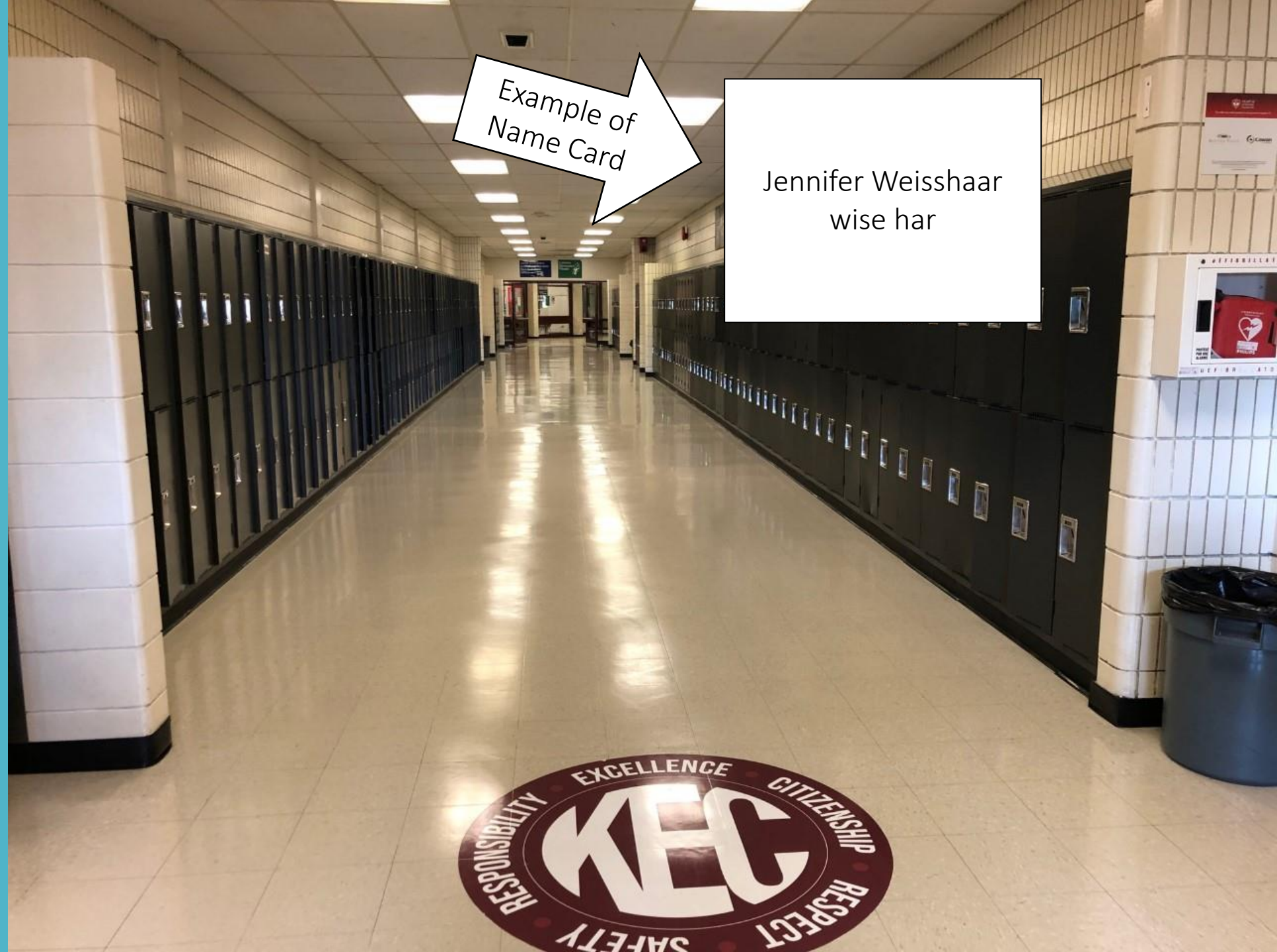
Wear your cap and gown. The tassel should be to the **left** side of your cap.

You will travel down this hallway to check in.

You will be given a piece of paper with your name on it.

DO NOT LOSE THIS PAPER!

You will be giving this to the person announcing you onto the stage. Check the phonetic spelling of your name if needed.



Example of
Name Card

Jennifer Weisshaar
wise har



Home Economics
Institutional Services
Beauty Culture
Office



Cafeteria
Gymnasium
Theater




Once you are done checking in, you will go through these doors and into the Cafeteria.



CAFETERIA - Picture Time!

- There will be several photo opportunities in the cafeteria, one being offered by school staff. If you come on time, you will have 15 minutes to take pictures.
- The photography team will take two pictures of you in front of a backdrop.
- The two pictures will be emailed to your **school** account. You will need to get them from your school email by **June 30th** when your RETSD account will be closed. (Tip: Make sure to take anything from your account that you want to save before this date.)
- Make sure to take any extra photos you want before you come for your appointment!



After 15 minutes in the Cafeteria, students will meet their usher and travel via the back hallway to the gym.

You will line up. You will wait "back-stage" for your turn to go on stage in the gym to get your diploma.



At the same time, all guests will be ushered into the gym to watch you graduate. Guests will be able to take pictures of you as you cross the stage!

- Once it is your turn, give your paper to the announcer so they can say your name as you go up to the stage. They may ask you to quietly pronounce your name.
- Climb the stairs onto the stage. An administrator will be there to greet you and guide you. They will shake your hand and give you a KEC folio. Guests will be in front and can take pictures if they like.
- You will walk down the stairs.
- Once everyone in your group has gone across the stage, the principal will tell you to take your tassel and place it on the right side of your cap. You will then toss your caps. Remind someone to take pictures!



- Once all the grads in your group have crossed the stage, you will travel to the **Library** together with your guests.
- In the Library, you and your guests will watch the **Principal's message** and the **Valedictorian speech**.
- As you leave, there will be a **gift** for you on the desk from KEC. Please take one as you pass.




- After leaving the Library, turn to the left to the **Gown Drop Off** station.
- Take off your gown. (Hopefully you read this and realized that you should be wearing clothes underneath your gown)!
- Fold your gown and put it in the box. The people at this station will ask for your name so it can be ticked off the list of returned gowns (so you won't be charged).





On Your Way Out

- On your way out of KEC by the front office, you will see a table with your official documents.
- Pick up the package with your name on it.
- **DO NOT FORGET TO PICK UP YOUR PACKAGE. YOUR OFFICIAL PAPERWORK WILL BE INSIDE!**
- Staff will be here to help.



Walk through these doors as a graduate of
Kildonan-East Collegiate!!!

- Make your way back to the student parking lot.
- Feel free to take pictures outside the front of the school or on the side.
- Please be considerate of other graduates and guests as you exit the student parking lot.



Congratulations!

