

# École Neil Campbell School

845 Golspie Street

Principal: Ms. C. Qua

Winnipeg, MB R2K 2V5

Vice-Principal: Mme S. Cockriell

Phone: 204-661-2848

Fax: 204-668-9291

Email: [nc@retsd.mb.ca](mailto:nc@retsd.mb.ca)



## April Newsletter

### Your River East Transcona School Division Trustees

#### Ward 1

Colleen Carswell (chair)  
204.222.1486  
[ccarswell@retsd.mb.ca](mailto:ccarswell@retsd.mb.ca)

Sheri Irwin  
204.223.5079  
[sirwin@retsd.mb.ca](mailto:sirwin@retsd.mb.ca)

#### Ward 2

Rod Giesbrecht  
204.661.5984  
[rgiesbrecht@retsd.mb.ca](mailto:rgiesbrecht@retsd.mb.ca)

Sheri Hanson  
204.915.7313  
[shanson2@retsd.mb.ca](mailto:shanson2@retsd.mb.ca)

#### Ward 3

Brianne Goertzen (vice-chair)  
204.955.6782  
[bgoertzen@retsd.mb.ca](mailto:bgoertzen@retsd.mb.ca)

Keith Morrison  
204.795.3357  
[kmorrison@retsd.mb.ca](mailto:kmorrison@retsd.mb.ca)

#### Ward 4

Susan Olynik  
204.661.6440  
[solynik@retsd.mb.ca](mailto:solynik@retsd.mb.ca)

Brenda Bage  
204.221.2951  
[bbage@retsd.mb.ca](mailto:bbage@retsd.mb.ca)

#### Ward 5

Shannon Hiebert  
204.771.8435  
[shiebert@retsd.mb.ca](mailto:shiebert@retsd.mb.ca)

For more information about the board of trustees, visit: [www.retsd.mb.ca](http://www.retsd.mb.ca) > Your RETSD > Board of Trustees

# Principal's Message

The year is speeding along! It has been such a great winter of learning and engaging activity. We are so proud of how hard our students are working and behaving. Thank you for coming to the student led conferences in March. It is a valuable time to celebrate your children and all their accomplishments!

Thank you to the parents for coming to "Joust – a Medieval Musical." The grade 3-5 students worked so hard to prepare the show for you. It was impressive to see the students sing, dance, play instruments and act! The music has filled the halls the last month and it was exciting to see the musical come together.

Thank you to the parents who are helping us make our environment safer at school. We deeply appreciate you coming to the office to check in instead of heading to your child's classroom. We take safety seriously at ÉNCS and every effort helps.

It is hard to believe that we are already in May. The school is planning two fun days that are just around the corner. A couple to add to your calendar are:

Folk Dance Celebration – May 25, 2:00 – 3:30 – all parents are invited to watch the students perform folk dances they have learned in gym class. Grades K -5 will be performing. This event will occur outside on our field. Please bring your lawn chairs.

Grade 5 Farewell – June 29 - The students will be taking a bus to Kildonan Park for low organized games and a picnic. They will then be coming back to the school for a Sundae station and dance party. All parents of grade 5 students are invited to enjoy a sundae with your child and their friends. Watch for a letter that will be coming home with all the details.

Thank you to PAC for supporting our musical and for purchasing needed items in the school. Your support is very appreciated.

Warm Regards,

Christi Qua

# Kindergarten Classes

This month the Kindergartens played a lot with “Loose Parts”. Loose Parts play is when children manipulate and use open-ended materials as the tinker. Loose Parts are simple materials such as rocks, shells, beads, popsicle sticks, pompoms, corks, pipe cleaners, etc. and there is no right or wrong way to play with them. These materials can be moved, combined, redesigned, lined up, taken apart and put back together in multiple ways. There are no specific directions and the children are given free rein to use their imagination and creativity to do what they feel like with the materials. Research says this type of play enhances natural curiosity, supports creativity, and increases innovation. As well, thanks to the open-endedness of the materials, children who play with Loose Parts are said to develop higher levels of critical thinking, improve their problem solving skills and become more flexible in their thinking which in turn stimulates social-emotional and cognitive development. Why not put together a bin of Loose

Parts for your children to play with? We are sure you will be surprised and delighted with what the kids create and learn!



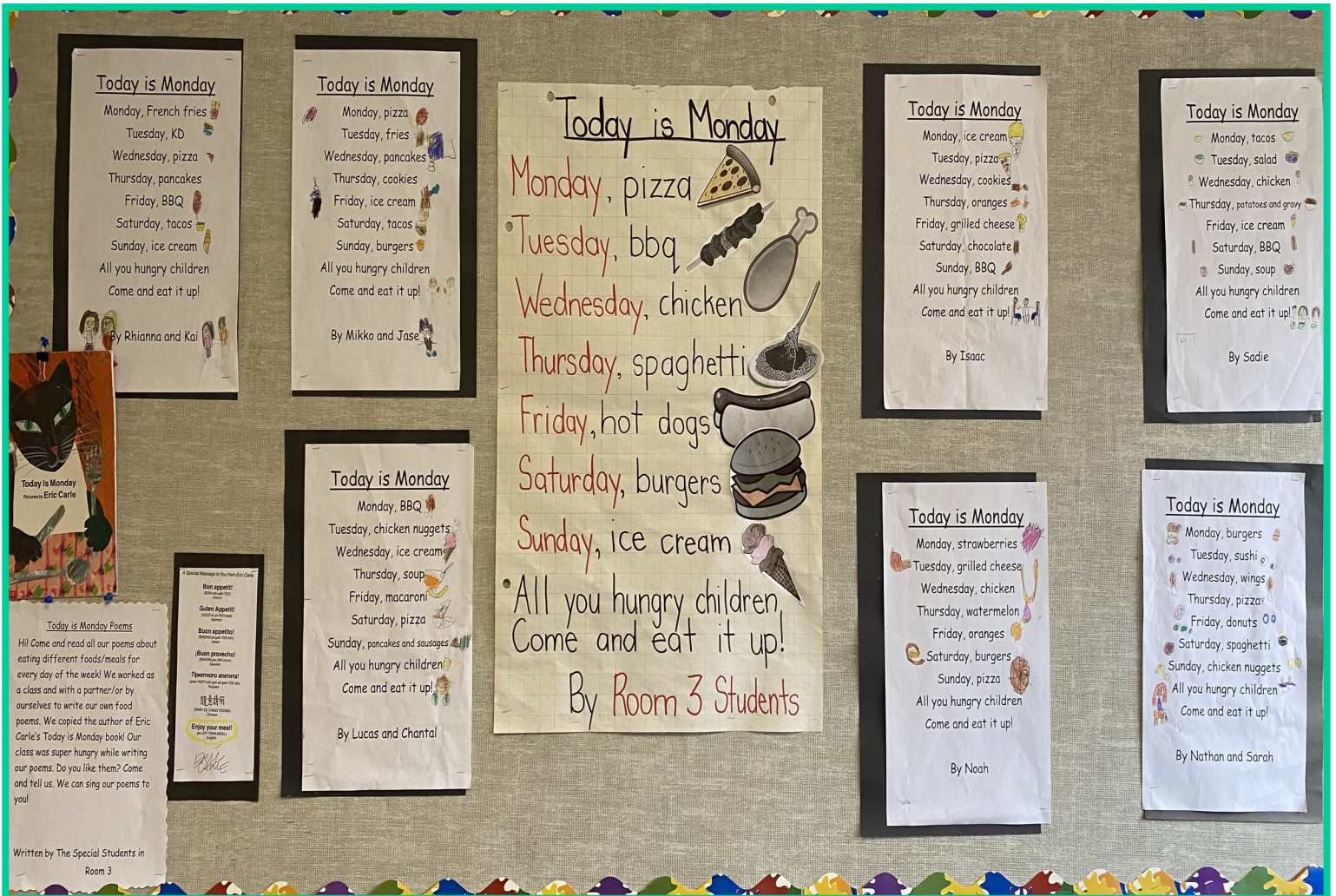
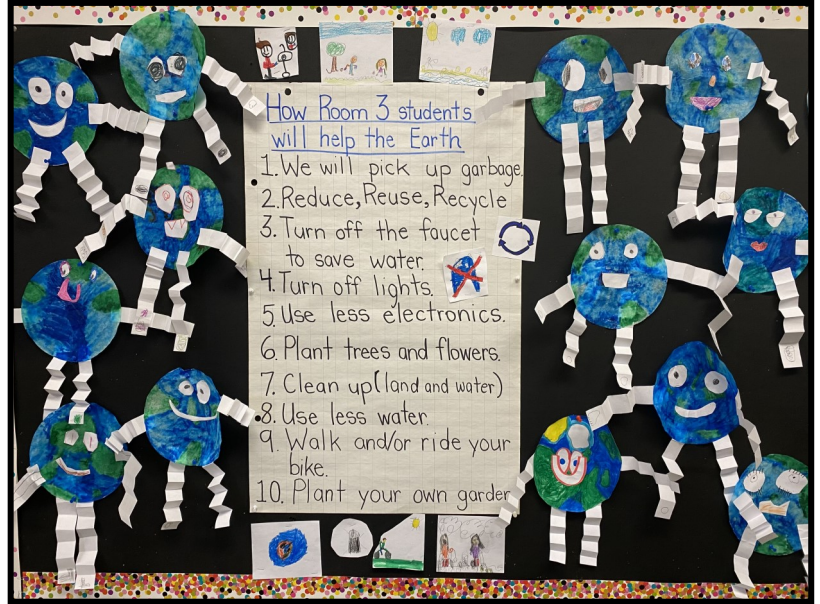


## Today is Monday Poems

Hi! Come and read all our poems about eating different foods/meals for every day of the week! We worked as a class and with a partner/or by ourselves to write our own food poems. We copied the author of Eric Carle's Today is Monday book! Our class was super hungry while writing our poems. Do you like them? Come and tell us. We can sing our poems to you!

Written by The Special Students in  
Room 3

# Ms. Sherby's Grade 1 Class







# Mme Symond's Grade 1 Class

It's hard to believe that April has come around so quickly! We've been busy in Room #4 learning so many new things in French!

We spent time learning about the different types of birds which are native to North America. We spoke about where they prefer to build their nests, according to the different climates in Canada. Our students made their own birdfeeders out of recyclable materials, which they filled with bird seed and have on display outside near the school fence by the south doors. We have also been observing the seasonal changes and how the trees outside change from month to month. Mme Symonds has been taking pictures of us next to a tree in our schoolyard so that we can compare the photos and see the changes, side by side. As spring has arrived, we have been learning about growing a garden. We each got to plant our own bag of bean seeds and our own pot of sunflower seeds. We will be observing how they change and grow and will also be caring for them in our classroom by our large window.





# Mme Dufort's & Mme Fraser's Grade 1 Class

We had such a great field trip to the Manitoba Museum. We watched Legends of the North at the Planetarium, learnt about animal adaptations, and visited the whole Museum. Did you know that there is a huge ship called the Nonsuch in the Museum? We had a super fun Spirit Week before spring break - we loved wearing our pajamas to school. We celebrated Down Syndrome Day by wearing mismatched socks, and we wore blue shirts to celebrate World Autism Day. We had a big snowstorm on April 5<sup>th</sup>, but we decided to make our bunnies anyways!

We used paper cups and Madame glue gunned les yeux (eyes), le nez (nose), la moustache (whiskers), and les oreilles (ears). We wrote and shared a story about our rabbits.

We also wrote about les activités de printemps (spring activities) and are excited to faire de la bicyclette, de la trottinette (scooter), et jouer au soccer.





# MME WORKMAN'S & MME GUDMUNDSON'S

## GRADE 2 CLASS

In addition to math exploration, learning about writing complete sentences and encouraging students to orally reply in complete sentences in French, there have been other happenings for the students in Room 7!

In March, we visited Mrs. Verhaege's combined grade 2/3 class to see what is involved with an indoor garden. We helped tear newspaper for compost, looked at the worms, looked at the vegetables they were growing such as tomatoes and peppers, and tasted the lettuce.

Near the end of the month, we headed to the Science Centre and Manitoba Museum. During the morning we watched a science demonstration, then were given time to explore the Centre. During the afternoon, we moved upstairs to learn about how Winnipeg was built, then headed over to explore the Nonsuch.

In April, our student teacher, Mme Chloe returned for two weeks, and we also welcomed a high school student, Ciara who volunteers every second afternoon in our class. We also got to watch a dress rehearsal of the school's spring performance of, Joust: A Medieval Musical.



# Mme Sabourin's Grade 2 Class

Our class was super excited to visit the Manitoba Museum to do some hands-on learning. We learned about Winnipeg's Indigenous roots and got to see how our community has grown and changed over time by building a map. We talked about different community groups and identified the resources and services that were available. Then, we got to take a tour of the Winnipeg Gallery to see what Winnipeg looked like 100 years ago. It was really cool. After our guided tour, we got to walk around the museum on our own. We also had a demonstration on Solids, Liquids, and Gases where our presenter made slime and rockets with Alka-Seltzer and vinegar. Finally, we got to explore the Science Gallery. Here are some of our favourite parts about our field trip: the Nonsuch, building racecars and racing them on the tracks, the Matrix room, the pulley chairs, the science experiments, and watching a movie in black and white.

We sure are looking forward to our next field trip! Where would you go if you could choose an outing?

By: Room 6





# Mme Sotiriadis's Grade 2/3 Class

**Bonjour et joyeux printemps à tous et toutes!**

It has been a very busy spring. We have recently had the opportunity to learn about the art of Vincent Van Gogh, create our own Starry Night painting, and write a poem about what is represented in our art. We have also been learning about money, and perimeter in math.

In science, Grade 3 students have been learning about famous structures around the world and the various steps taken when building structures. Grade 2 students have been learning about growth and changes in animals and will be learning about life cycles as well.

We have also been preparing for our spring concert and are excited to watch the Grade 3s in their performance.

Wishing everyone a wonderful transition from spring to summer!

Mme Sotiriadis  
Room 17



# Mrs. Verhaeghe's Grade 2/3 Class

Here are two pieces of **SHARED WRITES**. This is a collaborative technique to help develop ways for students to improve their writing. As a group the students come up with ideas and the teacher does the writing.

## Is It Recycle or Garbage?

Do you like playing in disgusting garbage? Our playground has nasty trash.

We sometimes find sharp glass, plastic baggies, gross masks, used coffee cups, plastic straws, food wrappers, and even... awful DOG POOP! If you have trash, look for the numbered triangle. In Winnipeg you can recycle 1, 2, 3, 4, 5, and 7. NOT 6!

Make sure to keep our fun playground nice and clean by recycling or using the garbage can. Thank you.



**S** smell the beautiful flowers and enjoy the fresh air

**P** playing and splashing in the muddy puddles

**R** raindrops fall fast from the saturated sky and grey mist creates colourful rainbows

**I** interesting wild animals awoken from their long winter sleep

**N** nests are filled with broken sticks, dry grass, and smooth, hard eggs

**G** green grass grows and warm winds blow





# MR. MOFFATT'S GRADE 3/4 CLASS

The **fabulous four's** and **thoughtful three's** in Mr. Moffatt's class have been busy this term! We had the joy of venturing out to the Canadian Museum for Human Rights! The children represented themselves and the school so well and learned many interesting and important things. That was many students in our class's first ever field trip! The great news is we have another trip Scheduled for Stone Wall Quarry Park in May!

The Quarry will support their learning about rocks, minerals, soils, erosion, and fossils! We are going to be hunting for fossils rain or shine, so wish us luck with nice weather!

In English Language Arts we recently started experimenting with poetry! The students are enjoying the many different styles of poetry! Many were fascinated to learn some poems don't rhyme!

What is your favorite style of poem to write?


-The **Fabulous Four's** and **Thoughtful Three's**



# Mme Scheelar's & Mme Earle's Grade 3 Class

Our class wrapped up our unit on Japan by creating carpe kites. Carpe kites or "Les Cerfs-Volants Koinobori" are made by children in Japan to celebrate Children's Day on May 5<sup>th</sup>. In English, we were very excited to perform our reader's theatre for our parents who were able to attend in person this year. We also spent time writing our own fractured fairytales.


After working so hard with Mrs. Groess this year, It was also very fun to perform our school musical in person for friends and family. In Science, we are learning about structures and had a friendly competition to see which student could construct the tallest tower using only 2 pieces of paper and a strip of scotch tape. It was challenging and very fun! We are looking forward to other hands on ways to learn about structures this year.





# Mme Campbell's Grade 4 Class

We have been busy in the classroom creating and learning. In math, we are learning about 2-3-digit multiplication using different strategies. In science we are learning about rocks and minerals and their different ways to classify them. In social studies we have been learning different things about Canada such as our symbols, our leaders and levels of government. We have been learning in English about persuasive writing and are working on creating our own persuasive essay. In French we read the novel "Zzzut" by Alain Bergeron and we learned about conjugating verbs in the present tenses. In art we learned about different artists and new techniques such as pointillism, lines and cubism.



# Mr. Reimer's Grade 4/5 Class

Spring has sprung in Winnipeg! (Side note, as I re-read this, it's snowing...) With Spring arriving and time not slowing down, the Grade 4s and 5s in room 20 are getting ready for Grade 5 and 6 respectively. As a part of getting ready, students are likely feeling the pinch of a few more due dates, some 'homework' activities that are to be completed at home as well as some more complex problem solving in math.

One of the annual Spring highlights in Room 20 is the introduction of T.U.S.C. in English Language Arts. T.U.S.C. stands for the "Totally Unbelievable Speakers Club," and offers all learners the opportunity to practice making presentations in front of their classmates on topics of their choice, with a few requirements and rules in place. T.U.S.C. is a gentle introduction to public speaking in a safe space with the support of all trusted classmates.

Of note with regards to T.U.S.C., all preparation work and practice for presentations is done at home. Learners are welcome to use any presentation materials or technology that they wish, ex. PowerPoint, iMovie, etc... as long as they arrive on their presentation date ready, whatever ideas they cook up is usually approved without too many questions. But of course, if any learners have questions about their T.U.S.C. presentations, they should absolutely talk to Mr. Reimer to get any and all clarification they need.



When T.U.S.C. is announced there are usually some nervous learners to begin with, but after a week or two of presentations almost all nerves are gone and T.U.S.C. becomes one of the favourite activities of the year.

*On a separate topic, a little note to all of our learners in Room 20,*

*You have done an amazing job welcoming new learners to our classroom community this year. From day one until today, we have welcomed a number of new people to our classroom and each time you have been open and patient and helpful each time. I am very proud of you for being a community that is willing to be caring, empathetic and welcoming. Keep up the good work! ; )*

Mr. Reimer

Pictures from some T.U.S.C. Highlights:





# Mme Arcand's Grade 5 Class

It seems like our year is just flying by! Students in room 19 are busy as usual learning all sorts of new things. In math, we have been working on measurement and expanding our knowledge of fractions. In French, we have been learning how to use the passé composé to talk about events that happened in the past. We have also learned how to use accents on the computer for typing in French. In social studies, our teacher librarian Mme. Thuot-Macdonald has started a project with us to explore the diversity of Indigenous peoples, and also why people from other countries have immigrated to Canada. We will have the honour of making gifts for anyone who attends the divisional RETSD Pow Wow on May 11th. We will be smudging our gifts with Rachelle Carlisle, who has visited our classroom to kindly share Indigenous teachings with us.

We had a guest come from the University of Winnipeg to teach us how to use block coding on tablets to control robots! The robots could move in any direction, look around, make different sounds and even change the colours of their lights. After learning how to use the coding system and “getting their driver’s license,” students were challenged to program their robot to navigate a maze without knocking any bowling pins down.



# Mr. Vandale RM 18

'In room 18 grades 4 and 5 French Immersion students have been diligently working on science in both wrapping up our simple machines' unit and in the science of nutrition. Students used plasticine to design colourful and healthy nutritious meals composed of vitamins, protein and starch. Students also participated in 'Dress Like a Teacher Day' with great results. Next up for Room 18 is wrapping up their French novel study, ELA poetry unit and further delving further into research on regions of Canada worth visiting. Allez la salle 18!'





# MUSIC NOTES



## “JOUST”

Congratulations to all who performed in the Spring Musical “Joust” this past week. All of the students and staff worked very hard to prepare. Thank you to everyone who had a hand in making these concerts such a wonderful success. A big thank you to the PAC for their contribution which was used toward the rental of sound and lights for the concerts!

Thank you to all the concert members who donated their silver collection so generously. The donations will be given to Winnipeg Harvest for their Meals2Go program. Your support will ensure that some school-aged children who rely on breakfast programs in our province are able to have meals on the weekend. As always, please know that your support of the music program is really making a difference in the education of your children.

## Recorders

If your child is leaving École Neil Campbell School at the end of June, please consider donating their soprano recorder if they have no further use for it. These recorders are used as “spares” in case students forget their own recorders. It allows them to keep playing so they don’t fall behind in their skills. If they have younger siblings at the school, please hang on to them for safe keeping as they will need them in years to come.

## Arts and Culture in the Summer

If you are staying around the province this summer, please consider taking in one of the many activities our city has to offer. From the Fringe Festival, Rainbow Stage, Folklorama, the Children’s Museum and the Icelandic Festival to Ballet in the Park, concerts at Canada Life Centre and the WSO at the Forks as well as many more. There is lots going on around town. Some of these events charge admission but some are free! Get out and enjoy all of the events that are taking place in our province.



# Gym News

It was a busy beginning of the year in the gym. We had worked at gymnastics type activities and fitness. Currently we have been working on striking/batting skills. We have also begun handball skills for the upper grades in preparation for an upcoming tournament in May.

We will be starting to dance in preparation for a school wide Dance Festival near the end of May, more information to follow.

We had a wonderful hard working dedicated group of grade 4 and 5 students who practiced hard and performed just before spring break at the Divisional Tumbling Rally evening. It was so exciting to finally return to a huge event. They performed a mass warm up, skills at their own level and a Neil Campbell Routine done to Sweet Caroline. It was a great event!





# Library News



The library reading resources at Neil Campbell School in Winnipeg are tailored to the needs and interests of the school's students, faculty, and staff. The collection include materials on a wide range of topics and genres, including literature, science, history, social studies, art, music, and more in French and in English. In addition to physical resources, the library at Neil Campbell School offers access to online resources such as e-books, audiobooks, etc. These resources can be found at [Library services](#) on Ecole Neil Campbell School's web site.

Sora is a digital reading platform that allows users to access and read ebooks and audiobooks from our school or public library. Here are the steps to use Sora:

**Download the Sora app:** Sora is available as a mobile app for iOS and Android devices, or you can access it through a web browser on your computer.

**Sign in:** Sign in using your school or library credentials. If you're not sure what your credentials are, ask your school or library for help.

**Find your library:** Once you're signed in, search for your school or library by name, or use the location search to find libraries near you.

**Borrow a book:** Browse through the collection of ebooks and audiobooks, and borrow the titles you want to read or listen to. You can also place holds on popular titles that are currently checked out.

**Read or listen:** Once you've borrowed a book, you can start reading or listening to it right away. You can customize the reading experience by adjusting the font size, background color, and more.

**Return or renew:** When you're finished with a book, you can return it early to free up space for other users, or you can renew it if you need more time to finish.

That's it! Sora is a user-friendly platform that makes it easy to access and enjoy digital reading materials from your school or public library.

TumbleBooks is a digital library of children's books that can be accessed online from anywhere with an internet connection. It features a collection of animated, talking picture books, read-along chapter books, graphic novels, and other multimedia titles designed to engage young readers.

Here are some key features of TumbleBooks:

**Interactive books:** The books on TumbleBooks are interactive and come to life with animation, music, and narration. The pages turn automatically, or readers can turn them manually.

**Read-along option:** Children can read along with the narration, which helps to build reading skills and develop fluency.

**Learning games and activities:** In addition to books, TumbleBooks also offers a variety of learning games and activities that are designed to reinforce reading skills and help children learn in a fun, interactive way.

**Variety of genres:** TumbleBooks offers a range of genres, including picture books, graphic novels, and non-fiction titles, to appeal to a variety of interests and reading levels.

**Accessible anywhere:** TumbleBooks can be accessed from any device with an internet connection, including computers, tablets, and smartphones.

Overall, TumbleBooks is a great resource for parents and educators looking to engage children in reading and help them develop a love for books.

User name: retsd Password: books

There are many other resources that you may use for reading or for doing research.

# News From Resource

Thank you to all the parents who have taken their children to an optometrist to have their child's vision checked this year. We have seen incredible improvements in academic and social skills in students who have recently begun to wear their glasses at school. A third reminder letter has been sent home to parents for those students who we have not received a response regarding the Vision Screening Program from November 2022.

If you are concerned about your child's vision, please make a free appointment with an optometrist. Manitoba Health provides free eye exams every 2 years for children up to the age of 19. If your child has not had their vision checked recently or if you have concerns, it is a good idea to make an appointment to have their vision health checked. Children do not always know if they are not seeing clearly and cannot tell you, only an optometrist or Ophthalmologist can identify vision problems.

If you have any concerns about your child's hearing, please talk to your child's physician.

If you have any questions relating to your child's vision or hearing, please contact me at the school.

Mrs. Pauls





## Guidance

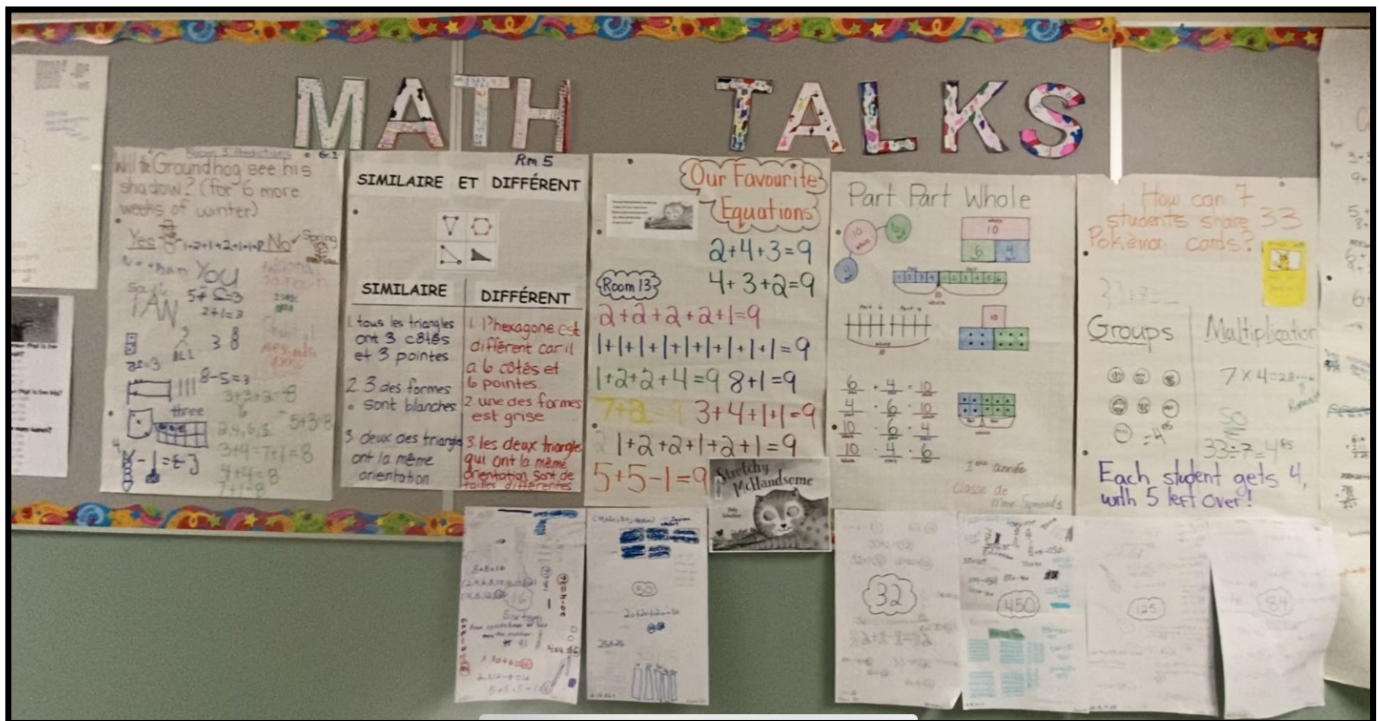
IAA



# NUMERACY COMMITTEE

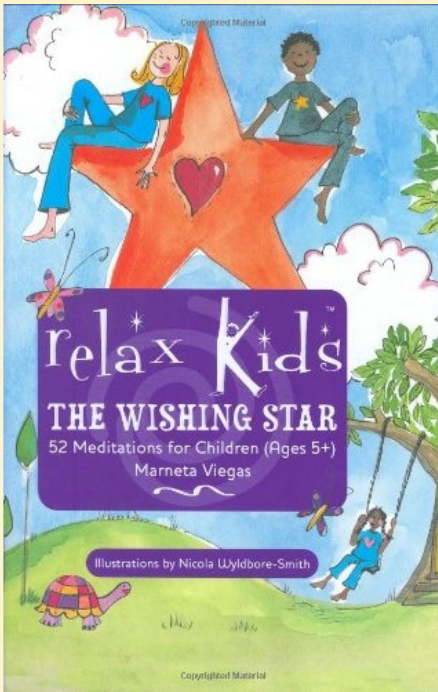
## Math Talks

Our students from K-grade 5 were able to participate in performing different math talk discussions and activities in all our classrooms. Students were able to share a variety of different strategies to solve a question about a math problem. We displayed our school math learning on the office bulletin board to share our math learning with each other in the school. Students had the opportunity to read and look at all the different math talks and share their thoughts and learning too! What a great way to show how we are all Math learners at École Neil Campbell School!



# Wellbeing Committee

This year the Well-being Committee has been working hard to help promote Student Wellness. On our March 17<sup>th</sup> PD day, we had our school PBIS consultant Cheryl Marsh come present to staff members. She shared some hands-on ideas that they could take back to their classrooms. Here are some links, books, and strategies that you want to check out at home with your children to practice self-care and promote wellbeing!



## How do I practice Self-Care?

### Mind

- read an interesting book
- spend time in nature
- listen to music
- meditate
- write a creative story
- colour

### Heart

- family game night
- journal your feelings
- watch a funny movie
- spend time with people that make you happy

### Body

- drink lots of water
- eat healthy foods
- get more sleep
- get exercise
- take a walk

### Spirit

- write a list of things you are grateful for
- smudge or pray
- write a poem or song
- silent break
- breath break

## Calming Strategy Inventory

A calming strategy is something I can do when I need to calm, feel better and reset. This may happen when I am having trouble sitting still at my desk and working or when I am upset, sad, worried or mad about something that has happened.

### Mind

- read a book
- meditate
- write a creative story
- colour
- count to 10

### Heart

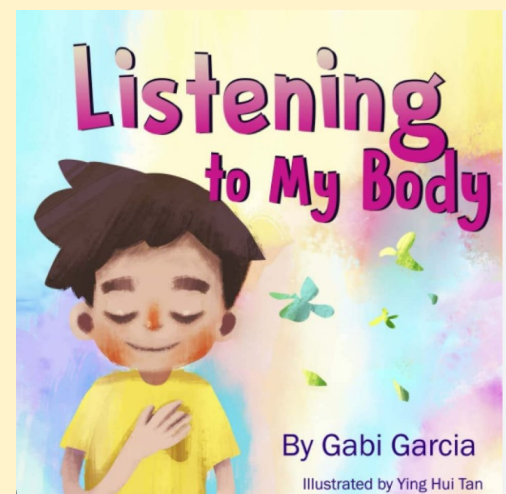
- journal your feelings
- breathe colours
- body scan
- positive self-talk
- visualization

### Body

- take a sip
- chair push up
- take a walk
- use a fidget tool
- calming sequence
- PMR

### Spirit

- write a list of things you are grateful for
- silent break
- breath break (lazy 8 breathing/6 sided breathing/5 finger breathing)



<https://youtu.be/O29e4rRMrV4>

<https://youtu.be/LqgBSsWT45M>

<https://youtu.be/8rp5bpFIUpp>



SCaP



# French Language Committee

It's hard to believe that another year of learning in French is coming to a close! Looking back at the beginning of the year, the progress our students have made is incredible. Lower elementary teachers have noticed how much more their students understand and the simple phrases they are able to put together while speaking to share how they're feeling or what they did on the weekend. Upper elementary teachers are noticing how their students' reading and writing skills have progressed and the vocabulary they have gained over the course of the year.

In June, we will be inviting two entertainers to our school to perform in French for our students, Jacques Chenier on June 1st and Damien Lucier on June 8th. We will also be hosting another French language blitz across the school to encourage students to speak to others in French. On June 23rd, we will host a fun day of **Fun en français** to encourage students to speak French while playing games and having fun! We still have lots of language learning to look forward to before the end of the school year.

Submitted on behalf of the French Immersion Committee





# Neil Campbell Lunch Program

## Committee News



### REMINDERS

Spring is here! With that comes daily changing weather. Please ensure your student is dressed for the weather each day. It is recommended that each student has an extra set of clothes at school.



### EARTH DAY



Spring brings warm weather and the awakening of many plants and wild life. Along with earth day! We can all make a difference in taking care of our planet. Here a few fun ideas!

- ~ Make a bird feeder out of recycled material
- ~ Pick up trash around your neighborhood and yard
- ~ Wait to rake up your lawn as plants and animals are using this time to find food and nutrients in the ground.

### REUSABLE LUNCH IDEAS

Switching from disposable to reusable items in your lunch bag is a great way to help the environment and create less trash within our school. Some easy swaps include:

- ~ Reusable (regular) cutlery
- ~ Washable cloth napkins
- ~ Reusable snack/sandwich bags
- ~ Thermos for leftovers
- ~ Bento box
- ~ Many of these items are now available at local dollar stores!



### NEW OUTDOOR EQUIPMENT!



The N.C.L.P.C has purchased some new items for outdoor play! The students had some requests and we delivered! The students now have chalk, soccer nets, soccer balls, skipping ropes, balls, hula hoops, basketballs, skip its, footballs! We are working on getting some outdoor games as the weather warms up.





# Unpacking School Options When Moving

## Planning a Move?



If your family is planning a move to a new home, there are a few things to keep in mind when it comes to school.



## Moving Within the Division?

Find your child's designated school by using our School Locator, found at the top of the Schools page at [retsd.mb.ca](https://retsd.mb.ca). A student's designated school is based on the address of their custodial parent/legal guardian.

## Moving Outside Your Current School's Catchment Area?



If your child wants to continue attending their current school, you can apply under **Schools of Choice**. Pick up an "In Division/Out of Designated School Boundary" application from their current RETSD school.

## Moving Outside the Division—But Want Your Child to Attend an RETSD School?



You can also apply under **Schools of Choice**. Pick up an "Out of Division" application from an RETSD school.



**Reminder:** Students applying under **Schools of Choice** are considered for acceptance based on available space, the ability of the school to provide appropriate support/programming, and a number of applicant criteria listed online at [retsd.mb.ca](https://retsd.mb.ca).

*Transportation is not provided to Schools of Choice students.*



## Anaphylaxis Policy

The division recognizes that some students attending schools may require the administration of medication in response to an acute allergic reaction. Therefore, for the safety of students, staff, and parents/guardians, Anaphylaxis Procedures and Anaphylaxis Avoidance Strategies must be followed within the division. The complete policy is available on the website at:

<http://www.retsd.mb.ca/youretsd/Policies/Documents/JLCG-R1.pdf>

<http://www.retsd.mb.ca/youretsd/Policies/Documents/JLCG-R2.pdf>

## Concern Protocol

<https://www.retsd.mb.ca/youretsd/Policies/Documents/KE.pdf> (Policy KE-Concern Protocol)

<https://www.retsd.mb.ca/youretsd/Policies/Documents/KE-R.pdf> (Policy KE-R Concerns & Complaints Procedures)



**Check out our new digital  
Community Bulletin Board to  
learn more about events, camps,  
and special offers for RETSD  
students and their families.**

**[retsd.mb.ca/community](https://www.retsd.mb.ca/community)**





# Concern Protocol

Your child's school will always try to make the learning experience a positive, safe and happy one for its students.

However, if you have a concern or an issue, please don't hesitate to let the school know. Open communication between home and school is very important to us.

# 1

Talk to the person most directly involved—your child's teacher. If you must leave a message, provide a day and evening phone number where the teacher can reach you.



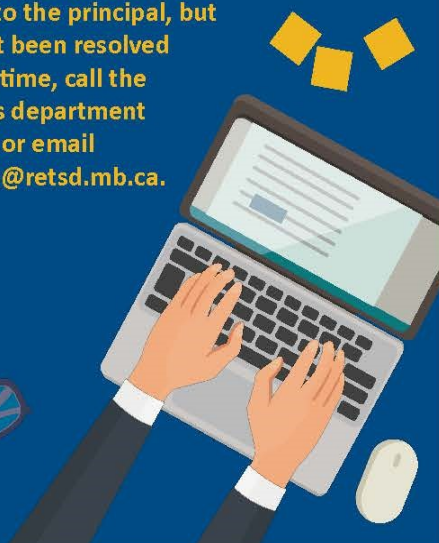
If talking to the teacher doesn't resolve the issue, talk to the principal.

# 2



If you've talked to the principal, but the issue has not been resolved over a period of time, call the superintendent's department at 204.667.7130 or email [communications@retsd.mb.ca](mailto:communications@retsd.mb.ca).

# 3



# 4

If you disagree with the decision of the superintendent's department, you can make an appeal in writing to the board of trustees.



For more information:  
Policy KE – Concern Protocol  
Policy KE-R – Concerns and Complaints Process  
[retsd.mb.ca](http://retsd.mb.ca)