



Portal Mobile Application



For iOS and Android Devices

1. Open the App Store (iOS) or Google Play (Android) on your mobile device.



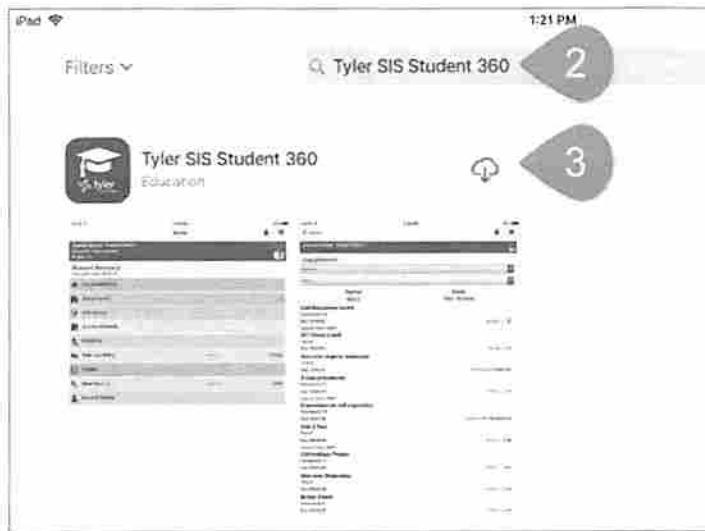
App Store



Google Play

2. In the Search field, enter: **Tyler SIS Student 360**. More information about the application will be displayed.

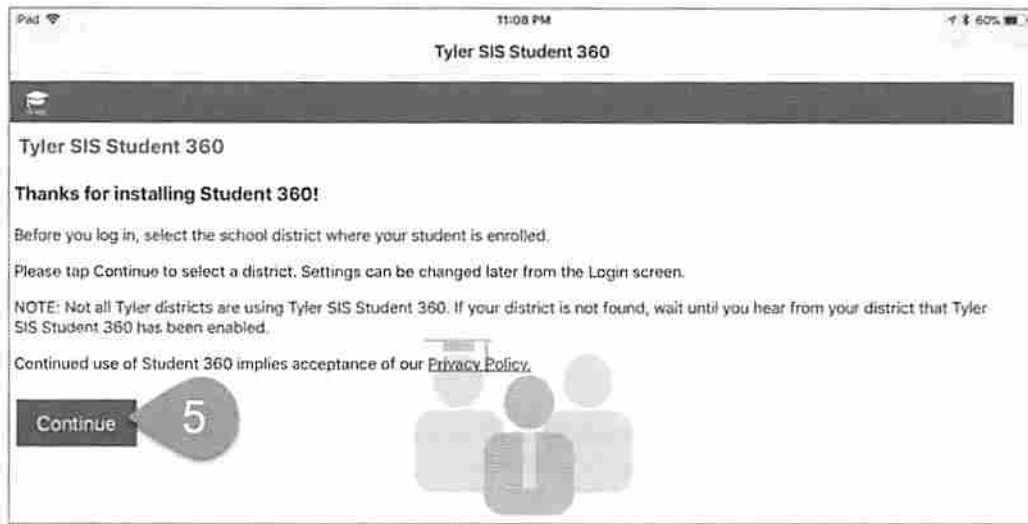
3. Tap on the download link  (iOS) or the **Install** button (Android).



4. Close the App Store or Google Play. Locate the **Student 360** icon and open it.

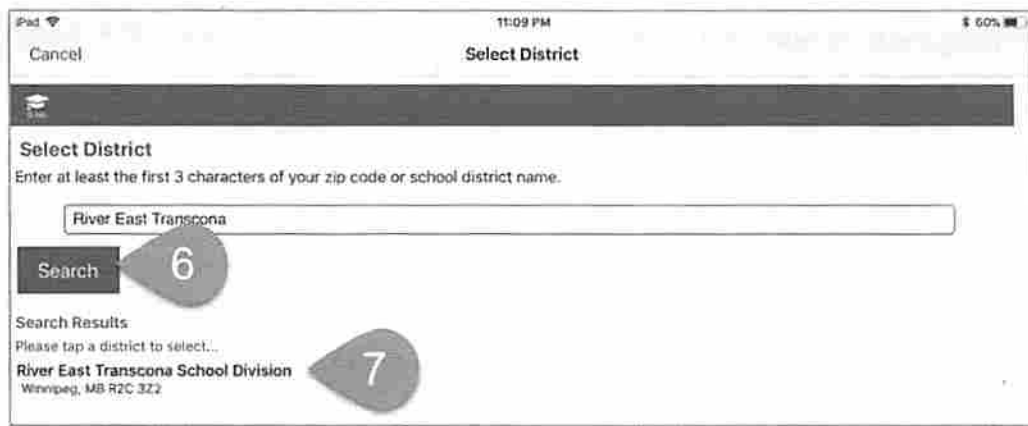


- Once the Tyler Student 360 application is open, click on the **Continue** button.



- Type the first part of the name of our school division (**River East Transcona**) in the search field and click the **Search** button. The search should result in only one hit.

- Tap on the **River East Transcona School Division** name in the search results.



- Enter your **User Name** and **Password** supplied by your school, and then tap on the **Login** button.

